

The One and Only Edison  
Newspaper! It's Everything Edison!

Summer Break YAY!

All the news that's  
fun to print!

# The Edison Examiner

Edition III, Volume VII

June 2019

Edison Elementary Community Newspaper

## 5 Places to go on Summer Break

By Maya Robershaw

### Hawaii

I know that many families can't afford to go to Hawaii, but if you can then I strongly suggest going. There are many fun activities including surfing, scuba diving, a cruise, water skiing, and more. Also, the hotels and motels are really nice there. You can also just go on a plain boat and see sea creatures like dolphins and sea turtles. It is beautiful in Hawaii. The water is so blue and the weather is very nice. There are also many hiking trails and beautiful mountains. I thought Hawaii was so much fun, and if you go I think you'll have a great time, too.

### California or Florida

A great place in to go is Disneyworld or Disneyland or Universal Studios. I've never been to Disneyworld or Disneyland, but I have been to Universal Studios, which is much smaller, but very fun. They have minions, Harry Potter, Jurassic Park, and much more. There are also fun rides like roller coasters and 3d screens where your seats move. Some rides are small, and some are big. I've also heard great things about the Disney parks and though I haven't been to one, I know that they are SUPER fun. My friend Mira has been to both and says things are AWESOME!!!

### Belknap Hot Springs

This one is local. Belknap is a very nice, cozy hot springs and a great lodge to stay for the holidays. You can rent a room or a cabin if you are staying with more than 4 or 5 people. (Or you can just rent a cabin because you want a bigger, more private place to stay.) Outside there is a warm hot spring. (The water isn't artificial. It's all natural.) During the winter it snows and

it's so much fun. My family stays there like two times a year. In the morning, you can enjoy a complimentary breakfast and on the way there or home (or both) there is a delicious restaurant called Takoda's.

It's an American restaurant that has AMAZING blackberry cobbler. There are also amazing bamboo forests and beautiful structures when you go hiking.

### San Francisco

San Francisco is very fun. They offer trolleys, subways, cool restaurants, and in June, they have a huge pride parade! It's super fun for celebrating pride month. They also have this place called the Castro which is full of fun shops and restaurants. During pride month, shops in the Castro are full of fun things like rainbow headbands, suspenders, jewelry, and more. They also have huge hills everywhere so it's kinda super fun to drive. You can take a plane or it's an eight-hour drive.

### The Redwoods

As you probably know, the Redwoods are a national park in northern California, just past the border separating Oregon and California. I went there and camped in the pop-up camper and it was sooo fun! The trees were HUGE and the ones that had fallen over were fun to climb up. There are lots of trails to hike and explore. The campsites offer a great, stone fireplace to roast marshmallows with in the evening. And, as if that doesn't sound great enough, there are adorable chipmunks running everywhere! I had a great time at this beautiful forest and I highly recommend it! (Also it's really cheap).

### IN THIS EDITION

5 Places to go on Break

For all 5th graders

Poppy's Adventure

Pandamania

Movie Review

Summer Word Search

5th grade Perspective

The Edison Garden

What's Your Spirit Animal

Lemon & Wasabi

Edison Rebuild Info

Edison Parent Council

Edison Rebuild Update

Fun Craft Ideas

Fun Dessert Ideas

Felix the Fox

Preventing Pollution

Black Hole Picture

Master Doodling

Room 1 Field Trip

### Whats happening at Edison

**13 June** - Spring Sing Thing K-3 6pm

**17 June** - Edison Rebuild mtg @ Edison 5:15pm

**17 June** - 5th Grade Ceremony 9am

**17 June** - 4/5th grade Celebration 10:30

**18 June** - Last Day (11:30 release)

**19 June** - Teacher Last Day

**12 August** - Edison rebuild mtg@RMS 6pm

## SAVE THE DATE

Edison Block Party  
Friday Sept 6th 4-8pm!



# CALLING ALL 5TH GRADERS!

ARE YOU GOING INTO MIDDLE SCHOOL? ARE YOU NERVOUS? EXCITED? SCARED? THEN THIS IS THE ARTICLE FOR YOU!!!

*(This Article has been written by previous 5th graders of Edison. Remember to say hi to them in the hallways. They have taken over this newspaper with their extraordinary writing skills. By: Elizabeth McCart, Perrin Terhes, Darcie Henley, and Oonamae Greene.)*

Becoming a sixth grader can be a big transition. Going over to a new school can be stressful and exciting all mixed up into one huge emotion. If you know what to expect though, the first day can be fun! Here are a few perspectives on what to expect on your first day of middle school and throughout the rest of the year.

**Elizabeth:** I thought that the first day of middle school was very exciting. Roosevelt was a lot different from Edison in many ways. It was a lot bigger and there was a lot of kids in each grade. After we all got to school we went to our home-room teachers classroom and met all the kids. It was fun to meet people from other schools that I had never met before. It was really exciting to get our schedules because they told us the order of our classes and what electives we got. After that we sat with our friends and had lunch in the cafeteria. Then you have a chance to go to each of your classes in order to meet your classmates and teachers. The hardest part of the day was learning how to get my locker open, but after a while I got the hang of it. What I also liked about the first day of school is that it was only the sixth graders, the teachers, and the Core leaders. The Core leader are eighth graders who volunteer to help people transition into going into middle school. Middle school is different than elementary school and you might not like it at first, but you will find that it is a opportunity to make new friends and have fun.

**Perrin:** My first day of sixth grade was a very enjoyable experience. I loved the new building and how much larger it seemed than Edison. Everyone met in the Cafeteria and then we got to go into our house teacher's room. We got to meet all of the people in our houses. It was really fun to meet all of the sixth graders from different schools in my house. Over the first week of school I got used to my new school environment. I had been really nervous about being able to open my locker, getting all of my homework done, and getting to classes on time. I realize now that I really shouldn't have been stressed. All of my teachers were nice and if you were late by a few seconds they didn't make a big deal about it.

I like Roosevelt a lot more than Edison because each hour or so we get to go to a new room and learn something else. Even though we don't get recess we still get a really long lunch which on most days you are allowed to eat outside, go to the field, read in the library, and play in the gym. Each day we also get to have a "fun" class. Everyone got to choose an elective such as Art, Drama, Band or Orchestra. I ended up in Drama and over the year we got to put on a Shakespeare play. The Roosevelt community is a very kind and understanding group and we can't wait to see all the fifth graders here next year!

**Darcie:** The first day of school was my favorite day of school ever. At first is a little bit scary but after you got to your advisors room it isn't as terrifying. In your advisors room you play games and you get your class schedule. The lockers are hard to open at first but it gets really easy later in the year. After lunch you meet all your teachers. All the teachers here are so nice. The first couple of days the teachers understand if you arrive late because of your locker. You don't have loads of homework. This year I usually only had a sheet of math, and maybe once a week or so I had a test to study for. If you have a test I recommend using flashcards for vocabulary or to study with a friend in that class. All in all middle school is super fun and a great place to meet new friends from different schools.

**Oonamae:** I remember on my first day of sixth grade I was nervous to see what classes I got and if I got any classes with my friends, but other than that I was so excited to be starting middle school. On the first day there were only sixth graders, CORE leaders, and the teachers. We were handed sheets of paper with the name of our house advisor (home-room teacher) on them. After those were passed out we went into the cafeteria, which is a lot bigger than Edison's, and what I remember from that is seeing all of the people from different schools. I've met all of these new people and I have made friends from all different schools. That is one of the best things that happens in middle school, when you get to make so many new friends and meet so many new people.

After all of the students met in the cafeteria we began to head out to the gym. At Roosevelt there is a big gym and a small gym. They are both used for P.E and the only difference between them is that one gym has bleachers for assemblies. In the gym we split into groups by last name and were taken on a tour through Roosevelt which was really fun because we got to see all of the cool places that were in the school. My favorite place in the school is the cafeteria because you get to hang out with your friends and it's an opportunity to see friends that you don't have any classes with. The cafeteria has two sections, the inside section and the outside section. I think that it's cool that the school gives you an option to eat outside or inside because some people like sitting outside and some people like sitting inside.

We then went to house where we tried to get to know our house mates better by playing games and talking to each other. House is a part of the day when you can usually finish up your homework or just take a break and rest. I think that house is nice because if you're stressed about a big assignment or you don't have enough time for homework you can just work on it in house. All of my classes throughout the day have really helpful and good teachers that make sure they try their hardest to help you succeed.

I think that all of the teachers and all of your peers in the Roosevelt community will help you and try their best to let you succeed. As one of my teachers, Richard Leebrick (Drama Teacher), says, "The best way to make yourself look good is to make others look good." So when entering middle school remember to have fun and look out for your friends and your peers.

In conclusion Roosevelt Middle School is a very positive learning environment. All the teachers are helpful and kind and always make sure everything is going well. Remember on your first day not to be nervous and just have fun! See you in the halls of RMS! -- From your Seventh Grade Friends Elizabeth, Perrin, Darcie, and Oonamae.

# The First Picture of a Black Hole!

By: Hanes Pasternak

**H**ave you ever wondered what a black hole can suck up and how powerful one actually is? Well you are going to find out.

First, nothing can escape a black hole, not even light. Black holes have been in movies and shows because of Einstein's theory of Relativity. Black holes have an event horizon, which is defined as, "a boundary beyond which events cannot affect any outside observer at all." Therefore, scientists can't see black holes but they can infer the presence of black holes and study them by detecting the effect on matter nearby.



*Pictured: Black hole in Messier 87, 53 million light-years away*

For example, if a star gets near a black hole the black hole would tear it apart. The black holes are on different size scales. The small ones are about 10 - 24 times the size of the sun. Astronomers see a black hole when a star gets near enough for some matter around it to get snarled by a black hole. There are the supermassive black holes which are millions if not billions of times the size as the sun! Scientists predict that there are 10 million to a billion black holes in the Milky Way alone! In brief black holes are very powerful and will tear apart anything nearby.

It took two decades of work to capture the image above. There was a lot of work that went into designing, building, and hauling the hardware to various telescope sites so the picture can be taken. The Scientist superstar behind the image of this black hole is Dr. Katie Bouman and her team. She designed an algorithm for black hole image. 3 years ago Dr. Katie Bouman who was a PhD student

in computer science and artificial intelligence at the Massachusetts Institute of Technology (MIT) led the creation of the algorithm named CHIRP.

That algorithm would eventually lead to an image of a supermassive black hole at the heart of the Messier 87 galaxy, some 53m light years from Earth, being captured for the first time. The algorithm looks through a volume of 4 petabytes (4 million billion bytes) stored in a mountain of hard drives. This data was gathered by the Event Horizon Telescope project from telescopes around the world to create an image. Soon her picture spread across the internet and social media. Within hours, videos and memes were made. This will always be known as the first picture of a black hole!

*Pictured: From Dr. Bouman's Facebook page*



**Katie Bouman**  
about 2 months ago



Watching in disbelief as the first image I ever made of a black hole was in the process of being reconstructed.

## What you can do prevent pollution

*Guest Article by: Inara Bennett, Stella Dura, and Addie Dressekie*

**B**randon Specktor wrote an article in Live Science that states the world will end in 2050 if we don't stop Climate Change. Climate Change is due to pollution, littering, and the keeping of cows and horses locked in enclosed spaces and feeding them grains and antibiotics. This causes the animals to produce unhealthy gases that kill the environment.

Some ways to prevent pollution is by reducing the number of fumes coming from cars and factories. Some ways to reduce the use of cars are carpooling with friends, biking, taking trains, taking buses, and walking. Another way to help reduce pollution is to buy local food and other products that are organic.

Yet another way is to reuse plastics. You can reuse soda bottles, utensils, straws, and much, much more. You can also use the extra plastic that comes with things to make cool art! Even a picture frame for Mothers Day!

If you go to the beach, do not throw garbage into the waves because it can kill sea creatures. It can harm sea turtles, dolphins, seals, fish, and many more of your favorite sea life.

These ways and many more can help save the earth. One last way we thought of was to raise money for charities that are devoted to preventing pollution. We did a lemonade stand, but there are TONS of other ways to raise money.

We hope you will take into consideration these ways to prevent pollution. The question, is how are you going to help the environment?



# Edison Rebuild News



*Here is the quick timeline for the proposed Edison rebuild and school displacement during the rebuild. All information is subject to change, but this is what we currently know. Stay Informed by coming to the June 17th and August 12th meetings!*

The Edison rebuild will happen before Camas Ridge, with a school definitely being built on the current site. Stay tuned as many discussions and decisions will be made over the summer. 4J is aiming for this timeline:

**Monday June 17th @ Edison 5:15pm:** There will be a 4j district sponsored community meeting. Parents, neighbors and other community members are invited to join in the conversation.

**Monday August 12th @ Roosevelt M.S. 6pm:** This will be the second 4j district sponsored community meeting. *Note: this is before school starts.* Again, parents, neighbors and other community members are invited to join in these conversations.

**Early Summer:** The architect team to design the new Edison Elementary School will be selected early this summer. Before school design begins, community meetings will be held to share updates about the design and construction process; discuss what we have heard from prior community engagement including school safety, neighborhood fit, community connections, and historic character; and hear more f



from the community on what is important in the design of the new school for this neighborhood.

**Summer 2019:** Decide full rebuild or partial historic retention: They have said that a full rebuild scenario would be done in the "historic character" of the current Edison building and neighborhood; a partial retention scenario could include the façade and bell towers; they will have to decide by Sept to stay on their larger timeline

**Fall 2019 – Spring 2020:** planning and design with TBD architectural firm (team chosen in June)

**Summer 2020:** Move out & site prep

**2020-2021 & 2021-2022 school years:** Edison students will attend school at the former Willard school site (29th & Willamette), and will be housed in a combination of modular and portable structures with the use of the Willard gym for PE and school community events; while the construction at Edison site is ongoing

**Summer 2022:** Move into new Edison

## The Edison Garden

*Treetop Academics will be working on the Edison Garden throughout the summer. If you would like to help please contact us at Jason@treetopacademics.com.*

It has been a few years since the Edison Garden has been producing anything other than weeds and sunflowers. The after-school Treetop class has been whipping it into shape this past Spring term. Since the 2019/2020 will be the last year on site for two years, we will be working with what we have rather than building new infrastructure.

The previous garden project in partnership the the UO did a significant amount of work to get the garden built and running. Everything, including tools are available for a successful garden. All we need is a little help and direction to make it something the students will enjoy.

In order to not lose the garden to weeds again this year, there will need to be some oversight during the summer and into next year. I plan on managing it over the summer, although help during the summer season would be extremely useful. There is a significant amount of work, but we are in the planting stages and so volunteers can start to see some outcomes in terms of harvest.



It would be nice to garden throughout the summer with crops and have a beautiful harvest when students return in Sept/Oct. In order to do that properly, we will need to be planting now. With rotation of crops there should be room for a Fall growing season.

If you would like to help, please contact Jason. We are open to donations, as well, but please check with us as there is limiting room.

**Here are 10 projects we are going to try and tackle this summer.**

- 1) Planting all beds with crops and irrigation
- 2) Trellis the Raspberries so they keep producing throughout the season
- 3) Find donated Strawberris for transplant
- 4) Repair the composting system for use this summer and next year
- 5) Weed the garden and take them off-site
- 6) Set up the rest of the irrigation, water crops
- 7) Repair the bench system
- 8) Reclaim old beds for planting
- 9) Plant seeds, starts, and general maintenance of crops
- 10) Repair and operate the big-bricked bed

# Summer Word Search


- POPSICLE
- POOL
- PARTY
- SWIMSUIT
- SUN
- SUNSCREEN
- SLIP'N'SLIDE
- SUNGLASSES
- S'MORES
- SMILE
- CAMP
- CRAFTS
- FUN
- FRIENDS
- LEMONADE
- WATERPARK
- WATERMELON
- WARM
- TOWEL
- TROPICAL

N	S	M	I	L	E	M	A	P	K	N	O	Y	V	J
U	S	H	L	E	L	C	I	S	P	O	P	Z	A	U
S	X	W	E	D	I	L	S	N	P	I	L	S	F	F
E	S	M	O	R	E	S	S	Z	M	H	S	W	M	R
Y	L	E	M	O	N	A	D	E	S	U	Z	I	O	I
T	E	M	N	C	M	A	K	O	N	V	N	M	U	E
R	W	R	K	R	J	R	F	G	G	V	O	S	B	N
A	O	A	R	A	U	B	L	V	A	S	L	U	Y	D
P	T	W	A	F	V	A	V	M	B	U	E	I	C	S
O	Q	X	P	T	S	A	S	U	V	S	M	T	A	Q
O	N	A	R	S	C	I	P	O	R	T	R	M	M	X
L	G	N	E	E	R	C	S	N	U	S	E	F	P	F
V	O	S	T	D	W	Y	O	G	O	B	T	D	U	Z
X	Y	O	A	N	N	Z	L	H	X	V	A	Z	X	N
C	F	M	W	W	U	N	R	V	Z	A	W	M	J	A

## SUMMERTIME!

## Crossword

Below are the clues



**Across**

3. Beach sandals
5. People go here to relax and swim around
7. Giant yellow star that keeps you warm
9. What you wear when you're swimming in a pool
10. Opposite of indoor
11. Ball you play on the beach
13. A Juicy fruit with black seeds
14. People who you like and hang out with

**Down**

1. A fruity, frozen treat
2. A purple or green oval fruit that grows on a vine
4. Something you wear so you don't get a sunburn
6. A sour yellow sugary drink
7. Opposite of pants
8. A Delicious fruity drink
12. A great place to stay for the day during summer

# 5TH GRADE PERSPECTIVE

By: Abby Ketchum

As you might (but probably don't) know, I am a fifth grader at Edison. Going to this elementary school was super fun. The teachers were amazing, Ocean Week was THE BEST, I loved the field trips, and everything they taught me. I will miss my teachers, but I'm sure the teachers in middle school will be nice too.

One of my favorite things at Edison was the traditions. Mostly Ocean Week... I loved the field trips, making sushi, the art projects and more. The experience was so fun and I loved making fish print shirts and sushi. The ocean is an amazing environment and I'm glad we got to take a closer look at it through our own Ocean Week.

Another thing I loved was

outdoor school. Outdoor school was an experience that hopefully more kids at Edison will get to have. During the trip, we did a challenge course, rafting, and flatwater exploration (which was going on kayaks and stuff.) Going to outdoor school was amazing. Exploring our own wilderness was so much fun, and we got to do and go places that were super fun. The best part was, everything we did was in Oregon, the place we live! Everything was amazingly fun.



*Pictured: Abby (me), Carrie Ann, & Maya*

I will never forget the teachers at Edison. They taught me so much and were so kind. In kindergarten, I had Louisa for my teacher. (she's not here anymore) She taught me stuff that kindergarteners learn (I don't remember what it was) and about ponds during Ocean Week. In first and second grade, I had Crystal Thomas. She was an amazing teacher and taught me so much. In third grade, I had John Benson. Sadly, he retired about three years ago. In fourth grade, I had my favorite teacher ever, Susan Dwoskin. She taught me about rights, equality, and so much more. I

miss her so much. In fifth grade, Carrie Ann taught me a lot. She continued Susan's lessons about climate change. (And Jason was an amazing teacher.)

My time at Edison was so much fun. I

learned so much that prepared me for middle school. I made so many friends and learned so much! Thank you to my friends and teachers for making my school experience so amazing.

~ Panda Out.....



# MOVIE REVIEW: SHAZAM!

By: Katie Woodbury

My movie review is about a new movie that just came out. I went to see it with my mom, dad, sister, brother, and my brother's friend. But that honestly that doesn't really matter...Until later.....

What movie I'm talking about is SHAZAM!. Shazam is about a fifteen-year old kid named Billy Batson. When he was three he got lost and for the rest of his life he is trying to find his mother... He also realizes that people want him in their home as foster parents, but Billy does not want to stay. He runs away to find his mom, but when he runs away nobody wants him back. There's only one family left who are willing to take him. A couple. Not just a boring old couple; they are foster parents of four other kids! But, Billy still does not want to stay.

**Mini-Spoiler Warning:** One day Billy is on the subway when everybody else on the subway disappears and the subway speeds up! When the doors finally open Billy finds himself in a dark cave "Hello?" he calls but there's no answer suddenly he sees some light and there he meets a wizard! The wizard gives him his old superpowers he can not handle anymore. Because he is too old. Then very suddenly he dies. Billy is alone in the dark cave but then a second later he's in the subway again wearing his superhero costume! He finds himself lost in a HUGE pickle when he realizes something/someone is after him. Billy later finds that life is not just about yourself it's also about family and in the end Billy decides he wants to stay with them.

I hope you come see the movie but just in case you're not sure here's what I think...

My sister and I think it's OK but we don't usually see superhero movies and rather go watch animated movie about funny cute animals the rest of my family loved it but my brother and his friend we're PUMPED!!!!!!!!!!!! And if that's not enough it's rated 91% on Rotten Tomatoes and four stars.

It is rated PG-13 so you will need parent permission. The worst things were just kinda creepy monsters (if you get nightmares easily I recommend closing your eyes when creeped out) and some language, which means it will be rated PG-13. And if you need more info you can always look it up.

# Poppy's Adventure

By Sabrina Osburn

Once upon a time in Antarctica there was a penguin named Poppy. Poppy was a very happy penguin however she was small, which led to lots of disadvantages like having to only catch small fish, getting lost among all the penguins and getting her mother or father's attention. But there were advantages like hiding under her mother or father, going faster than all the other penguins when they were sliding on their bellies, and so on.

One day Poppy was sliding down an icy slope when she saw another small penguin just like her. She was stuck under a thick piece of ice! Poppy recognized her. Her name was Kiara. She ran to get her mother and father. She found them on an iceberg. They quickly came to help.



They rushed to where Poppy had found Kiara. Her parents tried and tried, but they could not move the big chunk of ice.

So, they went and found a walrus who was kindly willing to help. His name was Edward, Eddie for short. He tried to use his tusks to pry the ice off Kiara. But it was not enough. They realized that if they all worked together they could pull the ice off Kiara. They tried and tried and then...They did it!

They set Kiara free! They celebrated with fish.

**The End**

*Poppy will return next year with lots of confidence!*

Special Thanks To: Katie Woodbury & Sawyer Hanley

# The Legend of Pandamania

By Abby Ketchum

One morning, in the Emerald Forest in China, Bob the panda climbed up a tree to eat his bamboo in peace. Bob needed to eat in peace because he was the fattest panda in the Emerald Village, and fatness was a very admirable trait for pandas. Everyone always asked for his paw-tograph and ask him his fatness secrets. So, when Bob climbed the thin tree that was on the bank of the Emerald River, he thought all the pandas would leave him alone. But, on the contrary, the more he ate, the more pandas showed up. Bob was very annoyed. Then he realized why they were watching him with more intensity than ever- the more he ate, the more the tree bent. He then looked down and saw he was stress eating. Bob had gained four pounds in the past twenty minutes. As Bob looked down at the koi fish swimming down the river, he saw the dam that was blocking the river from coming down through the village too forcefully. Bob went back to eating and tried to ignore the pandas watching him.

Bob woke up with a jolt. It was dark out, and most of the observing pandas had gone home. Except for a few pandas- Bob knew they were quadruplets from the Emerald Panda Martial Arts Center. They had fallen asleep at the base of the tree. Bob yawned and stretched his paws out in front of him, ready to crawl down from the tree and head home to his cave. But as Bob put his chubby paws down on the tree trunk, he heard a crack. He looked down, and saw the tree breaking under

his weight. Bob quickly jumped down, landing hard on his belly with all four legs spread out. Bob got up and looked up at the tree- right as it fell and landed hard on the wooden dam. He looked in horror at the dam as the force of the tree split it down the middle. Bob stood still as water from the overflowing river rushed around his paws. Once he comprehended what was happening, he sloshed around the puddle and found the four pandas (Bao, Tai, Bei, and Hua) and scooped them up. He quickly trotted to the village, where the rest of the pandas were quickly gathering the emergency rafts. Bao, Tai, Bei, and Hua's mom came and scooped them out of Bob's paws. She glared at him as she trotted to her cave to gather food and moss for the sudden journey. Bob found his cave and saw two other pandas, Xi and Lin, waiting with a raft. They were struggling against the rushing water and were grateful when Bob showed up so they could make the journey with the rest of the village away from the flooding Emerald Village.

Bob woke up and turned so his face was on the ground; the sudden glare of sunshine surprised him. It was barely sunny in Emerald Village. Once Bob adjusted, he sat up. The feeling of sand and the sounds of gentle waves and birds chirping sent Bob into a state of panic. He looked around and noticed the whole Emerald Village sprawled out across the beach. Bob wandered around and as he saw the wooden rafts, abandoned bamboo stalks, and moss blankets on the shore, he remembered what had happened. Bob

plopped down on the warm sand and grabbed a bamboo stalk. He had single paw-deadly flooded his village. Bob looked around the island they were stranded on and came to the educated conclusion the river had carried them off the Great Emerald Cliff into the ocean and onto this island. It was a small island, with a warm sandy beach and palm and coconut tree forest in the center that was home to birds and reptiles. Bob decided to go exploring.

Bob came back to the beach at night. He had found a coconut tree and taken a nap. He had then eaten seven coconuts. When Bob arrived on the beach, it seemed the rest of the village had just awoken. They looked very discombobulated and looked at Bob in surprise. Once they gathered their senses, the pandas got up and trotted around. Some ate, some explored, and others found family members and got reunited. Xi and Lin started a fire to keep warm since it was getting cold. Once the village had gotten rested around the fire, the panda elders returned from their discussion and got the attention of the village. The oldest elder, Zhen, spoke to the village and the pandas cheered. Here are Zhen's words: We have been graciously delivered to this magical floating orb of sand in the middle of the ocean. We have absolutely no idea where we are, but let the Emerald Village return from the sunken bamboo forest and form PANDAMANIA!

THE END

## AND IN OTHER PANDA NEWS.....

On April 20, the world's first picture of an albino panda was taken. It was announced on May 25. The panda was spotted in the Wolong National Nature Reserve in the Sichuan Province in China. Just in case you didn't know, albino means that the animal is all white and has red eyes. They can also have problems seeing, too. The panda was caused to be albino by a lack of pigment, which happens in a lot of animals. (pigment is color)

According to Live Science, Professor Li Sheng says the panda is perfectly healthy and one or two years old. The black markings on pandas help them scare predators and hide from predators. Luckily, scientists observed the panda seemed strong and its steps were steady.

Hopefully, the albino panda lives a healthy life and doesn't get sick

because of albinism. Pandas are amazing creatures- and this albino one is no exception!



# What's Your Spirit Animal?

## A make-believe personality test

By Maya Robershaw

Ever wonder what animal you're most like? Take this quiz and find your spirit animal. I will ask you five questions. Answer honestly and it doesn't matter how many points each answer is worth so DON'T JUST CHOOSE THE ONE WITH THE MOST POINTS.

Your number of points determine your spirit animal. At the end add up your points and find your spirit animal. Let's Begin!

1) Which character trait applies most to you?

- Independent=10
- Leader=30
- Creative=40
- Sensitive=50

2) You have a weekend all to yourself. You:

- A. Invite all your friends over for a huuuuuuge party=35
- B. Read the whole time=20
- C. Go camping=45
- D. Sleep the whole time=25

3) Where would you most like to visit?

- Hawaii=25
- The Amazon Rainforest=20
- China=45
- A dark, erie forest=30

4) Choose a color:


- Yellow=10
- Brown=45
- Gray=40
- Black=35

5) What season is your favorite?

- Fall=25
- Winter=35
- Spring=20
- Summer=45

Your Score: \_\_\_\_\_

- IF YOU GOT 80-100 YOU ARE A CAT
- IF YOU GOT 105-130 YOU ARE A LEOPARD
- IF YOU GOT 135-150 YOU ARE A WOLF
- IF YOU GOT 155-180 YOU ARE AN EAGLE
- IF YOU GOT 185-200 YOU ARE A PANDA
- IF YOU GOT 205-220 YOU ARE A MONKEY
- IF YOU GOT 225-250 YOU ARE A DOG
- IF YOU GOT 255-275 YOU ARE A SEA TURTLE





# Become a Master at Doodling!

Learn how to doodle like a Pro By: Maya Robershaw

**Reading this article, you will learn the basics of doodling and some tips that you can use.**

First of all, I just want to say: you don't need fancy shading pencils or 98 pound paper or Copics. You can just use basic art supplies and printer paper. Of course, you can use expensive stuff if you want, but it's completely unnecessary if all you're doing is doodling. A few helpful materials can be black pens, (used for outlines), and white pens, (helpful for correcting errors and adding highlights). Keep in mind that you should always have an eraser handy and a ruler for exact lines before you start doodling.

I think it's helpful to sketch your character with a pencil (preferably mechanical for exact lines) before you use any ink. The colors you make your character don't really matter and what you use to color them don't really matter either. Some people like using the "semi-color" technique which is only

coloring some of your doodle in and leaving other places black and white. It is helpful so you don't mess up whatever you're drawing and a good practice for beginners.

If you want to add a cuteness factor to your doodle, a good trick to use is to round corners and edges. I don't know why, but for me this always helps the character look cuter. I also recommend adding a cute face onto your drawing. You can experiment with where the face goes on the character. Keep in mind that the longer the bodies are the longer the face should be longer, too. Varying the distance between a character's eyes and mouth can really change their facial expression.

Another thing you can add to give character to your drawing is a nose. There is no right or wrong for doodling. Just be creative and try new designs. If you want to know more, I suggest a book called Mini Kawaii Doodle Class by Zainab Khan who is the creator of the Youtube channel Pic Candle. This book is available on Amazon for \$9.20.

## Room 1 Fieldtrip to Portland News.....

June 4th, 2019 to support Our Children's Trust, an organization of 21 youth plaintiffs (and their lawyers) that are fighting for a healthy planet. They have been trying to get to trial against the Federal Government because they believe the government is not doing enough to curb climate change. The Our Children's Trust lawsuit is really important and going to trial could positively change the lives of future generations. We were really happy that the 4th and 5th grade students were there to support the plaintiffs.

It was a 2-hour drive to Portland but it was so worth it! When we got there, we stood on a wall and said chants for like half an hour. When we got inside it was super cool!!! When we went upstairs we heard we had to go to the overflow room instead of directly into the courtroom. We still saw a live stream of the proceedings. After court was done for the day we went outside and marched to the rally grounds. We listened to the 21 plaintiffs for around 10-20 minutes before we headed back home!!!!

## Treetop Academics Enrichment Programs

**2019/2020 Edison On-Site Childcare and After-School Programs**

Treetop Academics has a long-standing relationship offering high quality programs to Edison. As part of our on-site M-F regular care until 6pm, Edison students get our our best classes and most diverse selection of affordable academic enrichment opportunities anywhere.

**Come join our after-school classes in:**

- Art
- Science
- Robotics
- World Languages (new!)
- Tutoring/Homework Club
- Maker-Space
- Publishing the Edison newspaper

🔥 Need care during no school days? 'Join the Edison Hackathon' 🔥


**Registration:** Online registration is open and can be found on our website [www.treetopacademics.com](http://www.treetopacademics.com). Classes start October 3<sup>rd</sup> and care starts first day of school!

Treetop Academics is dedicated to providing academically enriching opportunities that put students at the center of learning. While providing the tools for learning, our programs are designed to inspire kids to explore, create, & use their faculties to the best of their individual ability. We encourage students to test their theories about their own learning through practice, exploration, and support. Our unique variety of class opportunities promotes a Science, Technology, Engineering, Art, Math (STEAM) experience, and beyond.

Hands-on

Project-Based

Student-centered



# Fun Craft Ideas

By: Maya Robershaw

*In case you have nothing else to do, here are a few fun craft ideas to do over the summer.*

### Make your own Ring Toss

To make this craft, you will need jars or tall cans, colorful hair ties (optional) and random rings that you find around your house. If you don't have rings, you can always go to Michaels and get some for very cheap. This is SUPER simple. All you need to do is set up some jars, put hair ties around them for decor (or you could decorate them using other things. Again, decor is completely optional). Make a line using tape on the floor for where you should toss from, and have fun!

### Custom Canvases

For this you'll need a canvas (cardboard works, too), a picture (it can be drawn or printed), and some clear masking tape. Make sure your image fits on your canvas or cardboard. Place your picture on top of your canvas and once it's where you want it, put a long strand of tape on top. Make sure it's extra-long so you can stick it on the bottom of the canvas so the image stays. Keep doing this in rows until the canvas is completely covered in tape. Then you have an adorable canvas! This craft is great for room decor or gifts.

### Pom-Pom Garland

This one is super straight-forward. You'll need a long string, some big pom-poms of your choice, and hot glue. These are super cheap at craft stores like Hobby Lobby and Michaels. Here comes the easy part: hot glue the pom-poms onto your string. And you're done! This is great to hang on your wall to add more excitement to your room.

### Make Slime

This slime recipe is very basic. All you need is clear or white glue, food dye (optional), shaving foam, and activator. Activator can be Borax powder mixed into warm water, contact lens solution, Elmer's Magical Liquid, or Tide. Whatever you choose or have at home, it will work just as well. If you choose Borax, to make your mixture you will need 1 cup of hot water and one tablespoon of Borax. Keep mixing until it's all dissolved. Get a bowl and mix together 1 cup of glue, 1/2 cup of water, 3-4 cups of shaving cream, and a few drips of your choice of color. Finally, mix in 2-3 tablespoons of borax mixture. It should start to look like marshmallows. Once it's a blob that doesn't stick to the sides of your bowl, start kneading it with your hands so it will be less sticky. Then you're done!

# Fun Dessert Ideas

By: Abby Rose Effencheeseberger Ketchup

*If you're like me, you love desserts. Especially homemade ones! Here are some of my favorite homemade dessert ideas for you to try at home.*

### Mini Strawberry Shortcakes

This is pretty straight forward, but here's how you can make tiny strawberry shortcakes. You will need some kind of cake, strawberries, and whipped cream or frosting. First, you will need the cake. You can find mini packs that have tiny premade shortcakes in them, or you can make your own cake. You then add a layer of whipped cream or white frosting on top, and then add some strawberries on top. You could layer a bunch of cakes and then add strawberries on top, but I've never tried that. (Substituting strawberries with raspberries works too.)

### Ice Cream Sundaes

In case you've never done this, here's how to make sundaes. You'll need ice cream, whipped cream, chocolate sauce, sprinkles, cherries, and more assorted toppings. I personally think vanilla ice cream or a simple ice cream flavor works best. Then you just basically add all the toppings. Here's a good order: ice cream, chocolate sauce, whipped cream, sprinkles, cherry. Here are a few ideas for more toppings. Peanuts, Oreos, any small candy, fruit, and other sauces. (Caramel, hot fudge, etc.) You can make a sundae bar where guests can make their own sundaes. This works great for parties, sleep overs, or big group events. You can also make milkshakes.

### Root Beer Floats

This is kinda like really simple, so it's going to be explained in like two sentences. You just pour root beer into a cup and then add a scoop of vanilla ice cream. That's pretty much it so uhhhh... I think this a good, quick and easy snack.

### Homemade Popsicles

You can make these with a lot of different methods, but here is one that I think works very well. You will need paper cups, any kind of fruit juice, bananas, and popsicle sticks. You start by pouring the juice into a paper cup. Make sure it's not all the full. Then, you make a banana slice and stick the popsicle stick into it. Then you put the banana-popsicle stick thing into the cup of juice. You then put it in the freezer for probably around five hours, according to a National Geographic Kids article I read. Once you take it out of the freezer, you peel the paper cup off. Then you can enjoy your frozen homemade popsicles.

*Thank you for reading, and I hope you try some of these homemade desserts. I can't wait to try some of these out and get a complete sugar rush. Enjoy your yummy desserts!*

# Poems by Abby Akins

### Cats

Some cats are white,  
Some might be blue,  
I don't know why,  
I am writing this for you.

### Foxes

Foxes are orange,  
Or white, Or grey,  
But sometimes,  
They'll mistake you for prey!

### Pandas

Pandas are white,  
And black and brown,  
Some can get bamboo,  
To come tumbling to the ground.

### Sloths

Sloths are slow,  
Turtles are too,  
One lives in the trees,  
The other in the big blue.



# The Edison Examiner

The Edison Examiner is a student run newspaper designed to be a source of Edison information for parents, and a publishing platform for student contributors. The Examiner features a full range of subjects Edison students and the greater community may find interesting. The publication is written, administrated, and sponsored by Treetop Academics through our after-school programs. Edison will email parents a color PDF of each edition and limited paper copies can be found at school. A downloadable copy of each edition can also be found at [www.TreetopAcademics.com](http://www.TreetopAcademics.com) as can past issues of The Edison Examiner.

**\* Interested in becoming a student Editor?**

The Examiner needs student Editors to help design, become contributing writers, and investigative journalists. This opportunity is for students 3rd-5th grade and is an after-school class through Treetop Academics. If you are interested, please sign up through our registration page on the Treetop website.

**\*Making a guest contribution?**

The Examiner will include and publish student guest contributions. Please take into consideration your target audience & appropriate subject matter. Guest Contributions will need to be emailed to [Jason@treetopacademics.com](mailto:Jason@treetopacademics.com) for consideration. If you have an idea, Go for it!



## Who's Who

### Reporters & Writers

Abby Ketchum  
 Maya Robershaw  
 Avery Connors  
 Abigail Akins  
 Katie Woodbury  
 Sawyer Hanley  
 Sabrina Osburn  
 Hanesh Pasternak

**Editor:**

Jason Aulicino  
[jason@treetopacademics.com](mailto:jason@treetopacademics.com)

This Edition is dedicated to Susan Dvoskin who inspired so many students throughout her career to do great things with their lives, and aspire to become informed global citizens.

Thank you for your leadership & your dedication.

The Edison Examiner Staff

### We'd like to thank

\* Our Pets...because they love us and we love them!

\* Our Teachers for showing us how to read, write, and learn so we can do this kind of thing!

\* For all other Edison staff for helping us everyday! We appreciate everything you do for us!

\* Parent Council and parents for providing so much time, effort, and resource for Edison students

\*\*\*\*\*  
 Do you have a story you would like The Edison Examiner to consider for print?

Parent Council would like to thank all of our volunteers that participated in and helped organize this year's events. None of it would be possible without you!

favorites like the Project Fair, OBOB, and Ocean Week. Let us know if you'd like to volunteer at any of our fundraisers or community-building opportunities!

side with S.T.E.A.M. nights run by Treetop Academics. If you haven't been to a Parent Council meeting, coming during a kid-only S.T.E.A.M. night is your perfect opportunity.



As the school year comes to an end, we're already preparing for an exciting 2019-2020. We'll see some new events, like our first-ever Block Party, a movie night in the gym, and the return of some classic

**Parent Council meetings will take place on a new night, the 1st Tuesday of each month. Mark your calendars now!**

Additionally, this year several meetings will coin-

We look forward to seeing you there! Wishing you a wonderful summer! See you in the fall!

**Come to the Block Party Friday Sept. 6th 4-8pm!**

## IMPORTANT EDISON DATES

### JOIN THE CONVERSATION!

### DISTRICT EDISON REBUILD MTG.

**MONDAY JUNE 17TH 5:15 @EDISON**

**MONDAY AUGUST 12TH 6PM@RMS**

